



## Applications

Live Sound Reinforcement  
Theaters  
Houses of Worship  
Dance Clubs  
Cruise Ships  
Entertainment Venues  
Educational Facilities

## Features

kiT Rigging Corners  
90°x15° Curved Array Waveguide  
Machined Baltic Birch  
Waveguide/Horn  
Unobstructed Venturi Reflex Ports  
LF Device: 12 in (304.8mm)  
HF Devices: (2)  
Exit: 1.4 in (35.6mm)  
Voice Coil Diam: 3 in (76.2mm)  
Integral Dual Angle Pole Mounts  
Durable Polyurea Coating  
(2) XLR Connectors  
(1 XLR-F In, 1 XLR-M Thru)

## General Description

kiTCURVE12+ is a full range, curved array high output loudspeaker ideal for speech and music reproduction. The kiTCURVE12+ is one of Clair Brothers most versatile full range speakers. kiTCURVE design technology is rooted in Clair Brothers CAT (Curved Array Technology). The kiTCURVE combines the arrayability of the CAT with the portability and versatility of the kiT Series.

Exceptional intelligibility, high output performance and durability make the kiTCURVE12+ an excellent choice for virtually any indoor or outdoor application.

The kiTCURVE12+ has been engineered for optimal individual performance or as part of a multiple cabinet system with added flexibility to mount vertically or horizontally, or on pole mount with subwoofer base.

The cabinet features a custom OEM 12" transducer and two 1.4" exit/3" voice coil diameter high frequency drivers coupled to a 90° H x 15° V constant curvature, constant directivity horn that delivers naturally smooth uniform coverage in both near-field and medium throw applications. Multiple cabinets may be arrayed, up to 5 high when flown, to create a seamless vertical coverage of 75°.

The kiTCURVE12+ is powered by an integrated 2 ch. 3200W power amplifier module that includes internal DSP loudspeaker processing: Xover, EQ and Limiter. The processing is factory programmed

and provides the user with the choice between four presets that are specifically designed for various applications and array configurations. Amplitude shading of high frequency output for array applications is integrated into the factory presets. (See *kiT+ Power Module* for detailed specifications on amplifier and DSP modules).

For a cabinet of its size the kiTCURVE12+ offers extremely efficient low-end response to 51Hz. As with all Clair Brothers products, the kiTCURVE12+ is constructed of the finest Baltic birch and finished with a rugged polyurea coating to withstand the most demanding conditions. The speaker grille is constructed of high grade 14 gauge perforated steel with a powder coated finish.

## Options & Accessories

### Rigging Accessories

- kiTCURVE12 – Non-Powered BiAmp Model with EP-4/Terminal Strip Connectors
- kiTCURVE12-TrueFit – Custom Configured Variable Waveguides
- RC-kiTCURVE12 – Clamshell ATA-style road case for (2x) kiTCURVE12
- kiT-Sub+ – Rigging/Stacking Companion Subwoofer
- kiT-Sub-mini+ – Rigging/Stacking Compact Powered Companion Subwoofer

## Audio Specifications

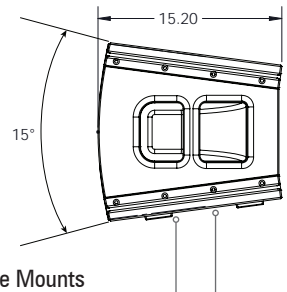
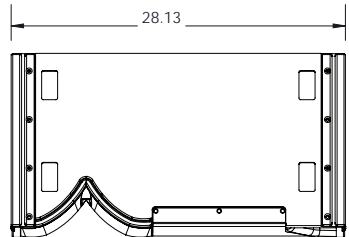
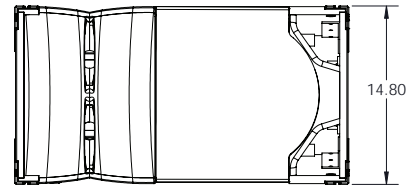
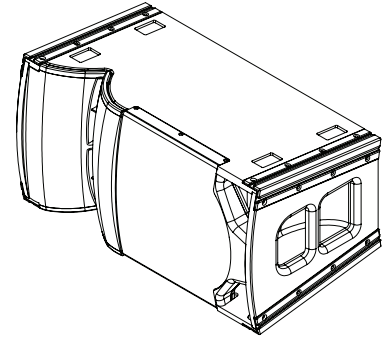
Loudspeaker Type	Two-Way Active Self Powered	
Frequency Response (+/- 2dB)	51Hz–20kHz	
Integrated Power Amplifier	1600W	
Sensitivity (1 Watt @ 1 Meter)	LF	98.5 dB SPL
	HF	108 dB SPL
Maximum Output <sup>1</sup>	134.8 dB SPL	
Drivers	LF	(1) 12 in (304.8mm)
	HF	(2) Exit 1.4 in (35.6mm); VC diameter 3.0 in (76.2mm)
Nominal Impedance	LF	8 Ohms
	HF	8 Ohms
Power Handling	LF	700W Cont.
	HF	300W Cont.
Dispersion	Nominal -6dB	90° H x 15° V
Input Connections	Signal	(2) XLR Connectors (1 XLR-F In, 1 XLR-M Thru)
	Power	(2) PowerCon-20a Connectors (1 PowerIn, 1 PowerOut)

## Mechanical Specifications

Enclosure	Shell	18mm Baltic Birch
	Finish	Durable Polyurea Coating
Rigging	kiT Rigging Corners	
Grille	Perforated Steel, Foam Backed	
Dimensions	Front Height	14.80 in. (376.0mm)
	Rear Height	7.75 in. (197.0mm)
	Width	28.13 in. (714.6mm)
	Depth	15.20 in. (386.0mm)
Weight	66 lbs. (29.9kg)	
Shipping Weight	83 lbs. (37.6kg)	

1) Measured @ 1 meter in free space with 12dB crest factor pink noise, unweighted.

Note: All wattage figures are calculated using the rated nominal impedance.



(2x) Integral Pole Mounts

Front Socket = Fixed Angle -7.5°  
Rear Socket = Fixed Angle 0°

## Architect and Engineer Specifications

The loudspeaker shall be a two-way active system featuring a total of three drivers. The low frequency section shall contain one 12" driver capable of handling 500 watts of pink noise with a 6 dB crest factor for 8 hours (as per EIA RS-426-A standard). The high frequency section shall contain two 1.4" exit compression driver with a 3" diaphragm and shall be attached to a 90° H x 15° V constant-directivity horn. The drivers shall be capable of handling 300 watts (1 kHz –10 kHz) of pink noise with a 6 dB crest factor for 2 hours (as per AES-1984 and ANSI S4.26-1984 standards). The enclosure shall be constructed of 18mm, 13-ply Baltic birch and shall be finished with a durable polyurea coating. Dimensions shall be 14.80" front height tapering to a 7.75" rear height, 28.13" width, and 15.20" deep. The total cabinet weight shall be 66 lbs (29.9kg). The loudspeaker shall be the Clair Brothers kiTCURVE12+.

Due to constant research, development and improvements all specifications are subject to change without notice.